

Two-Semester Average Credits Earned by Major by Starting Credits Earned Level Fall 2010, Spring 2011

Nathan Dickmeyer
Institutional Research & Assessment
April 6, 2012

The rate of credit accumulation (which is roughly equivalent to progress toward degree, excepting changes in major) over two semesters is shown in the graphs and tables below. To make comparisons among majors more relevant, students who began within certain credits-earned levels were examined separately. Students early in their academic careers tend to take heavier loads and attend full time. By comparing students among majors who began at certain levels, new majors would not be advantaged because of their over-weighting of new students (with normally heavier loads).

Majors who began Fall 2010 with fewer than ten students do not appear on the graphs. For purposes of this study, students' majors at the end of Fall 2010 was the major of record.

For the categories below 30 credits, credit accumulation included earning equated credits. Students making progress against developmental requirements were thus included in the averages for these two lower brackets.

The category for students with 45 or more credits was not included because of the greater importance of getting these students to graduation.

Categories

- 1) **Students with 30 to 44 earned credits at the start of Fall 2011.** During the next two semesters, the average student who began with 30 to 44 earned credits gained 17.1 additional credits during Fall 2011 and Spring 2012. Students in Programming and Systems gained the most with 24.8 credits, while students in Music Recording Technology gained the least with 12.0 credits. (See Figure 1 and Table 1.)
- 2) **Students with 15 to 29 earned credits at the start of Fall 2011.** During the next two semesters, the average student who began with 15 to 29 earned credits earned 16.6 equated credits during Fall 2011 and Spring 2012. Students in Programming and Systems again gained the most with 21.6 credits, while students in Mortuary Science gained the least with 7.4 credits. (See Figure 2 and Table 2.)
- 3) **Students with 0 to 14 earned credits at the start of Fall 2011.** During the next two semesters, the average student who began with 0 to 14 earned credits earned 15.6 equated credits during Fall 2011 and Spring 2012. Students in Accounting gained the most with 20.5 credits, while students in Mortuary Science gained the least with 7.3 credits. (See Figure 3 and Table 3.)

Average Number of Credits Earned, Fa 10 & Sp 11

Majors with 30 to 44 Earned Credits Fall 2010

(Majors with fewer than 10 students not shown)

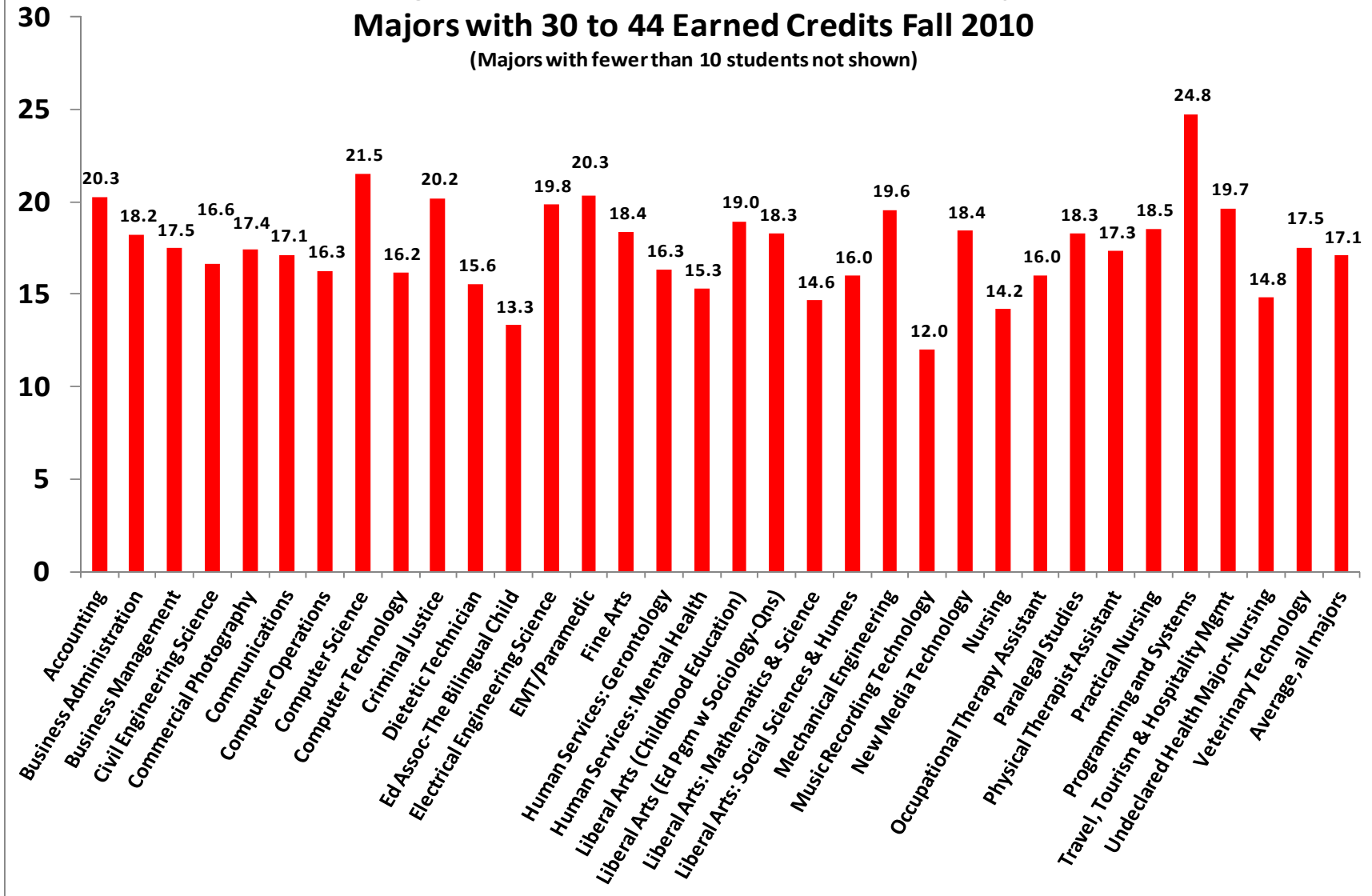


Figure 1

Average Number of Equated Credits Earned, Fa 10 & Sp 11 Majors with 15 to 29 Earned Credits Fall 2010

(Majors with fewer than 10 students not shown)

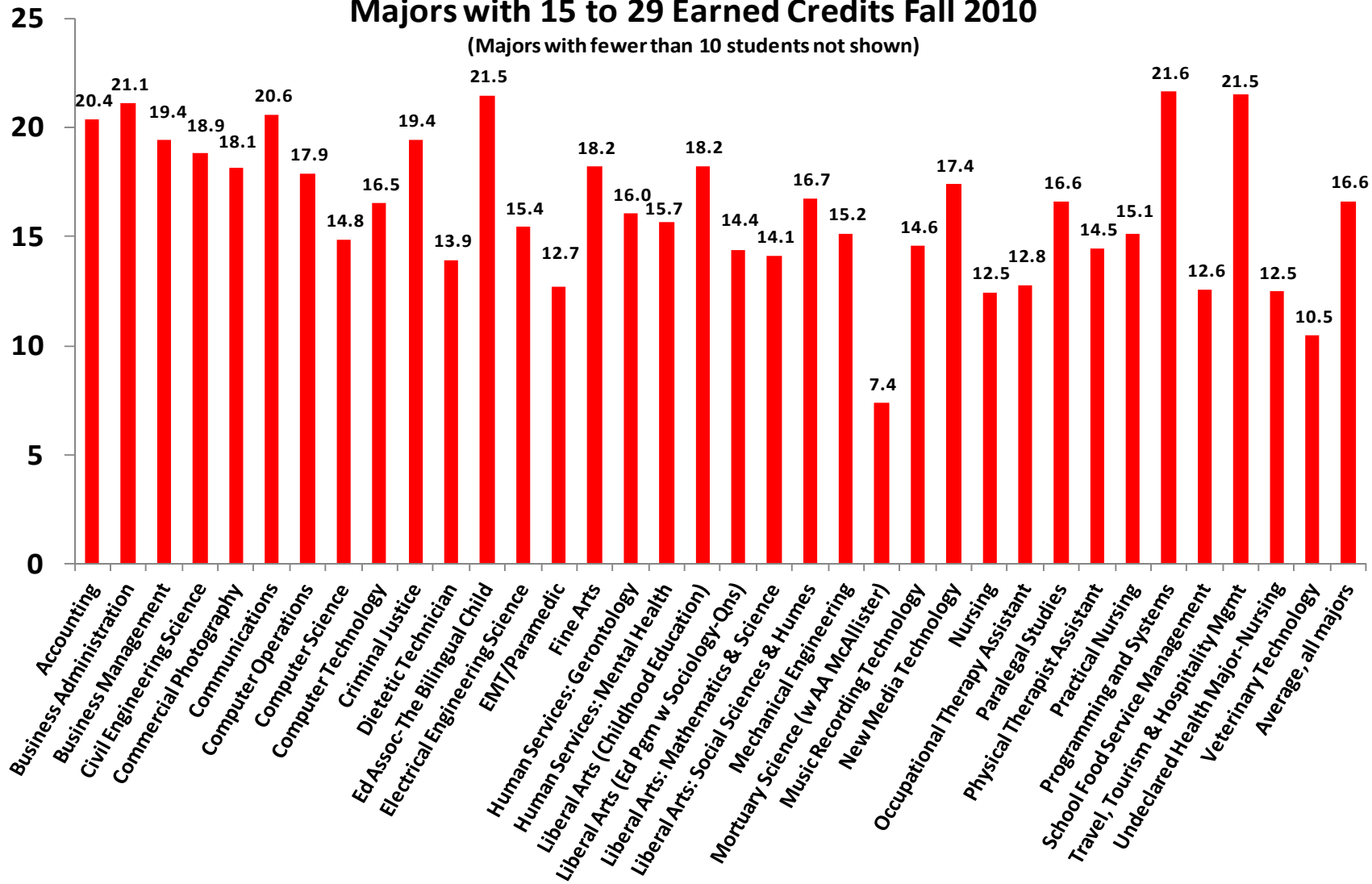


Figure 2

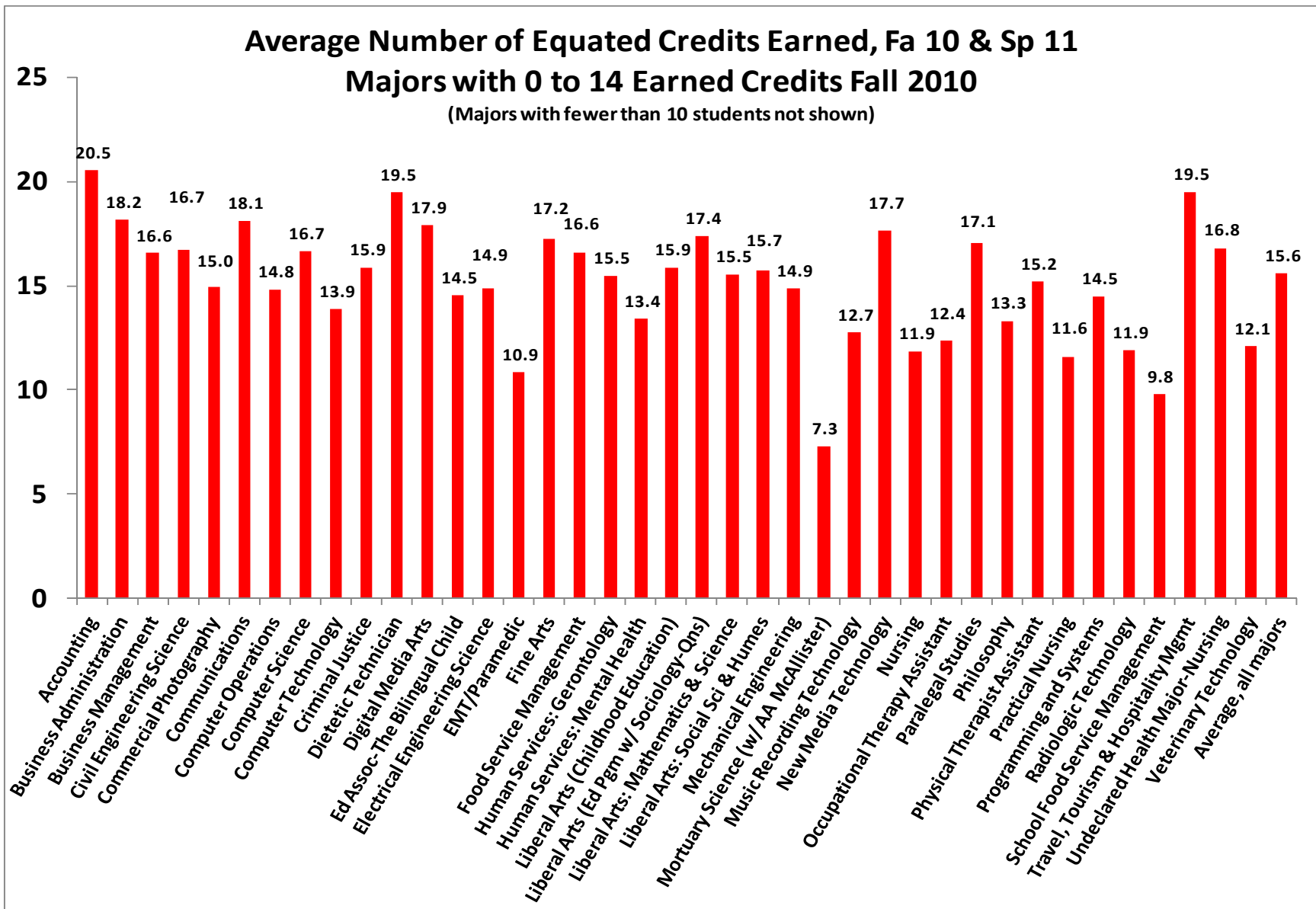


Figure 3

Count of Majors	Major	Average Number of Credits Earned 30-44 Cr Start, Fa 10 & Sp 11
140	Accounting	20.3
9	Administrative Assistant	11.8
277	Business Administration	18.2
102	Business Management	17.5
18	Civil Engineering Science	16.6
29	Commercial Photography	17.4
15	Communications	17.1
43	Computer Operations	16.3
26	Computer Science	21.5
32	Computer Technology	16.2
63	Criminal Justice	20.2
30	Dietetic Technician	15.6
13	Ed Assoc-The Bilingual Child	13.3
22	Electrical Engineering Science	19.8
10	EMT/Paramedic	20.3
66	Fine Arts	18.4
8	Food Service Management	21.0
1	Human Services: Child Development	3.0
19	Human Services: Gerontology	16.3
95	Human Services: Mental Health	15.3
86	Liberal Arts (Childhood Education)	19.0
39	Liberal Arts (Ed Pgm w Sociology-Qns)	18.3
208	Liberal Arts: Mathematics & Science	14.6
455	Liberal Arts: Social Sciences & Humes	16.0
19	Mechanical Engineering	19.6
3	Microcomputer Systems and Applications	17.3
2	Mortuary Science (with AA McAllister)	3.5
15	Music Recording Technology	12.0
22	New Media Technology	18.4
131	Nursing	14.2
42	Occupational Therapy Assistant	16.0
52	Paralegal Studies	18.3
6	Philosophy	11.5
49	Physical Therapist Assistant	17.3
70	Practical Nursing	18.5
12	Programming and Systems	24.8
5	Radiologic Technology	15.2
6	School Food Service Management	16.8
49	Travel, Tourism & Hospitality Mgmt	19.7
28	Undeclared Health Major-Nursing	14.8
62	Veterinary Technology	17.5
2,379	Average, all majors	17.1

Table 1

Count of Majors	Major	Average Number of Equated Credits Earned 15-29 Cr Start, Fa 10 & Sp 11
173	Accounting	20.4
5	Administrative Assistant	19.3
332	Business Administration	21.1
176	Business Management	19.4
40	Civil Engineering Science	18.9
52	Commercial Photography	18.1
23	Communications	20.6
41	Computer Operations	17.9
36	Computer Science	14.8
35	Computer Technology	16.5
117	Criminal Justice	19.4
33	Dietetic Technician	13.9
2	Digital Media Arts	17.0
15	Ed Assoc-The Bilingual Child	21.5
30	Electrical Engineering Science	15.4
43	EMT/Paramedic	12.7
76	Fine Arts	18.2
1	Food Service Management	6.0
2	Human Services: Child Dev	25.0
11	Human Services: Gerontology	16.0
88	Human Services: Mental Health	15.7
141	Liberal Arts (Childhood Education)	18.2
56	Liberal Arts (Ed Pgm w Sociology-Qns)	14.4
295	Liberal Arts: Mathematics & Science	14.1
675	Liberal Arts: Social Sciences & Humes	16.7
23	Mechanical Engineering	15.2
14	Mortuary Science (w AA McAllister)	7.4
24	Music Recording Technology	14.6
21	New Media Technology	17.4
234	Nursing	12.5
96	Occupational Therapy Assistant	12.8
53	Paralegal Studies	16.6
9	Philosophy	13.6
93	Physical Therapist Assistant	14.5
151	Practical Nursing	15.1
20	Programming and Systems	21.6
6	Radiologic Technology	14.8
11	School Food Service Management	12.6
1	Spanish Translation	16.0
65	Travel, Tourism & Hospitality Mgmt	21.5
48	Undeclared Health Major-Nursing	12.5
107	Veterinary Technology	10.5
1	Writing and Literature	35.0
3,475	Average, all majors	16.6

Table 2

Count of Majors	Major	Average Number of Equated Credits Earned 0-14 Cr Start, Fa 10 & Sp 11
302	Accounting	20.5
8	Administrative Assistant	11.8
425	Business Administration	18.2
323	Business Management	16.6
133	Civil Engineering Science	16.7
94	Commercial Photography	15.0
36	Communications	18.1
62	Computer Operations	14.8
126	Computer Science	16.7
147	Computer Technology	13.9
439	Criminal Justice	15.9
30	Dietetic Technician	19.5
18	Digital Media Arts	17.9
37	Ed Assoc-The Bilingual Child	14.5
109	Electrical Engineering Science	14.9
130	EMT/Paramedic	10.9
161	Fine Arts	17.2
17	Food Service Management	16.6
5	Human Services: Child Development	4.4
29	Human Services: Gerontology	15.5
94	Human Services: Mental Health	13.4
254	Liberal Arts (Childhood Education)	15.9
118	Liberal Arts (Ed Pgm w/ Sociology-Qns)	17.4
560	Liberal Arts: Mathematics & Science	15.5
1,422	Liberal Arts: Social Sci & Humes	15.7
74	Mechanical Engineering	14.9
1	Microcomputer Sys & Apps	15.0
14	Mortuary Science (w/ AA McAllister)	7.3
129	Music Recording Technology	12.7
50	New Media Technology	17.7
375	Nursing	11.9
121	Occupational Therapy Assistant	12.4
72	Paralegal Studies	17.1
13	Philosophy	13.3
261	Physical Therapist Assistant	15.2
155	Practical Nursing	11.6
27	Programming and Systems	14.5
11	Radiologic Technology	11.9
21	School Food Service Management	9.8
1	Spanish Translation	4.5
106	Travel, Tourism & Hospitality Mgmt	19.5
516	Undeclared Health Major-Nursing	16.8
238	Veterinary Technology	12.1
1	Writing and Literature	32.5
7,265	Average, all majors	15.6

Table 3